
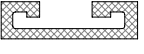


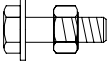

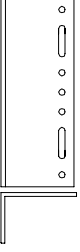
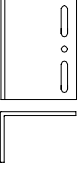
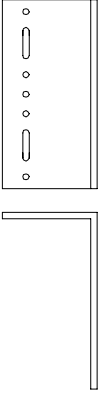

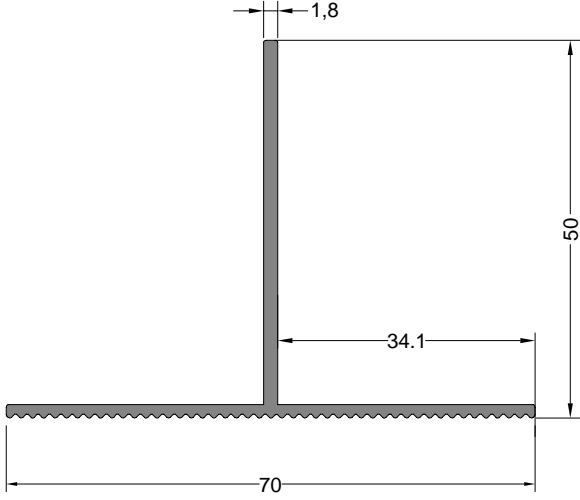


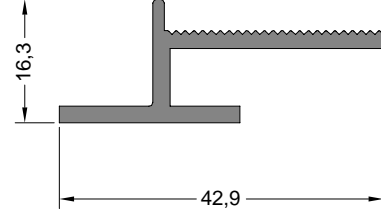
# SİNERFLEX GİZLİ KLİPSLİ CEPHE KAPLAMA SİSTEMİ



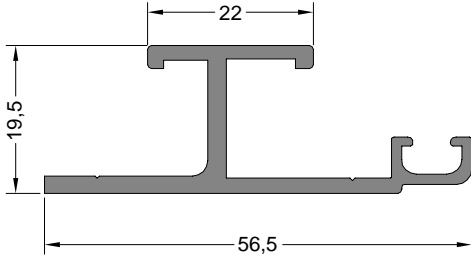
AKSESUAR ACCESSORY	STOK KODU REFERENCE CODE	AKSESUAR ADI DESCRIPTION	AKSESUAR KODU ACCESSORY CODE	PAKET PACK
	03 015556	BASKI F TİL	KYF.03	1 pk \ 215 mt 10 kg
	03 010740	KL PS F T L	SF.10	1 pk \ 155 mt 10 kg
	14 300150	BA LANTI KL PS PROF L	KP.150	1 pk \ 20 ad
	11 010413	M4.8X16 A2 PASLANMAZ YSB MATKAP UCLU V DA	M4.8X16	1 pk \ 100 ad
	11 010412	M5.5X25 C VATA M5.5 SOMUN	M5.5X25 + SOMUN	1 pk \ 100 ad
	11 010410	M10X100 PASLANMAZ ÇELİK DÜBEL	M10X100 Ç.D	1 pk \ 100 ad
	01 100155	DÖ EME BA LANTISI L ANKRAJ	DBA.L150	1 pk \ 2 ad
	01 100156	DUVAR BA LANTISI L ANKRAJ	DBA.L80	1 pk \ 2 ad
	01 100157	KÖ E DÖNÜ DÖ EME BA LANTI L ANKRAJ	KDBA.L150	1 pk \ 24 ad
	08 050171	POL ÜRETAN ESASLI YAPI TIRICI		



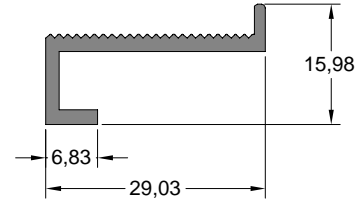
T Profili	Profil Kodu	(kg/mt)	Jx cm <sup>4</sup>	Jy cm <sup>4</sup>
T PROFILE	Profile Code	Weight		
	9790	0,529	4,65	4,45



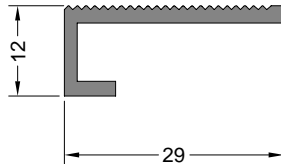
Üst Askı Profili	Profil Kodu	(kg/mt)
TOP HOOK PROFILE	Profile Code	Weight
	11870	0,378



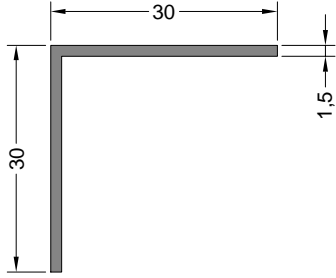
Ba lantlı Klips Profili	Profil Kodu	(kg/mt)
CONNECTION CLIP PROFILE	Profile Code	Weight
	11872	0,582




Alt Panel Askı Profili	Profil Kodu	(kg/mt)
BOTTOM PANEL HOOK PROFILE	Profile Code	Weight
	11869	0,254



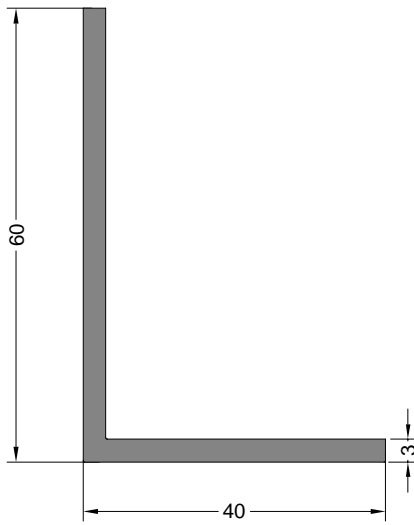
Orta Panel Askı Profili	Profil Kodu	(kg/mt)
MIDDLE PANEL HOOK PROFILE	Profile Code	Weight
	11868	0,238



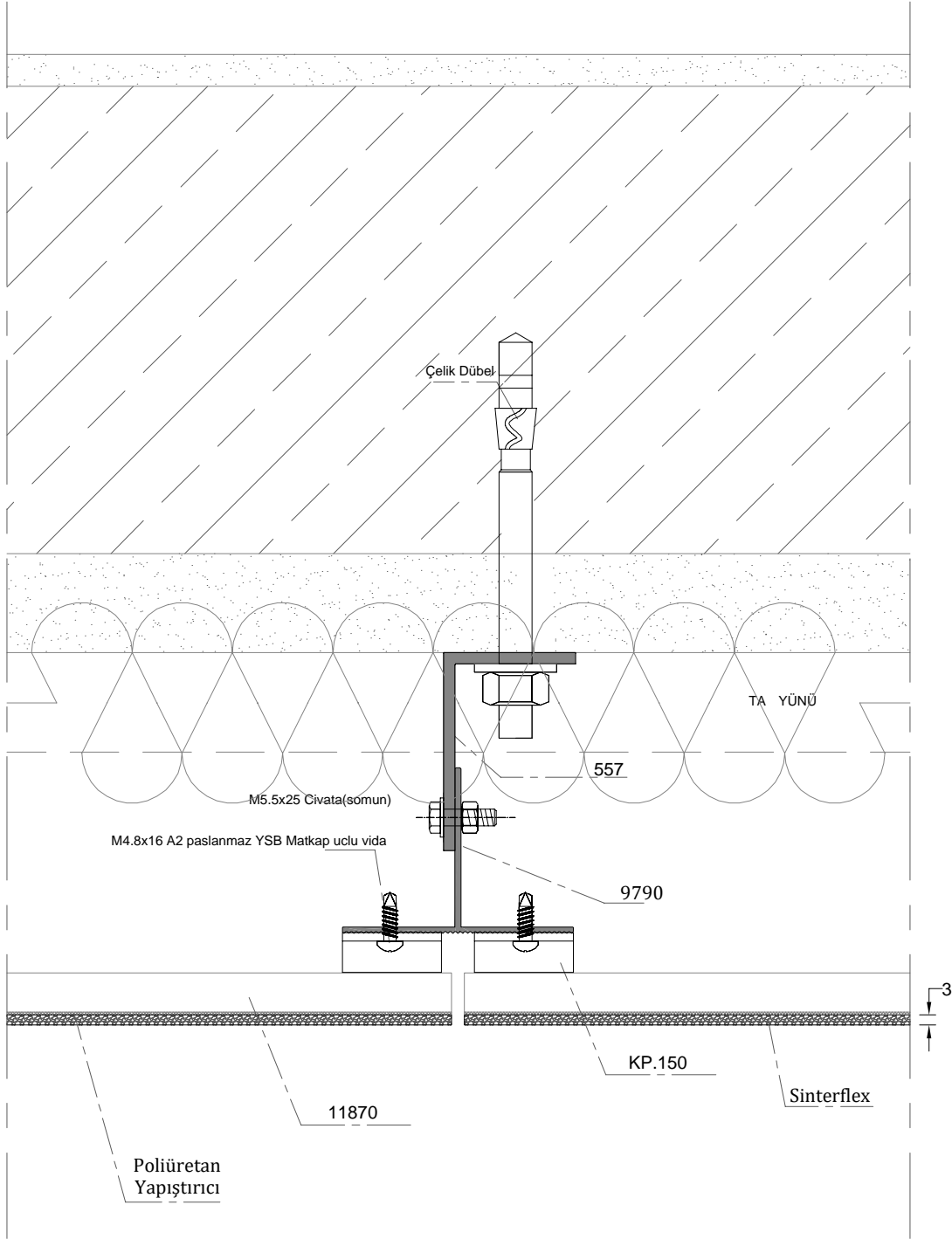
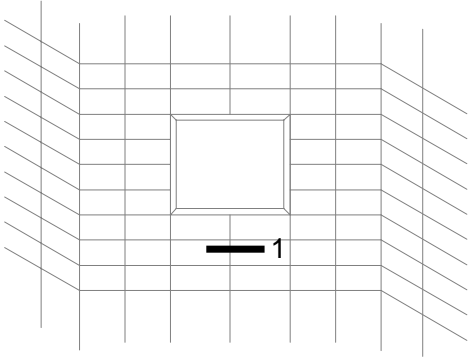
Kö ebent Profili ANGLE PROFILE	Profil Kodu Profile Code	(kg/mt) Weight
	8806	0,314



L Profili L PROFILE	Profil Kodu Profile Code	(kg/mt) Weight	Jx cm <sup>4</sup>	Jy cm <sup>4</sup>
	7704	2,485	238,91	29,05



L Profili L PROFILE	Profil Kodu Profile Code	(kg/mt) Weight	Jx cm <sup>4</sup>	Jy cm <sup>4</sup>
	557	0,788	12,75	3,50



Ölçek : 1/2

